

Supplementary Material to the article

“Band structure of bilayer graphene intercalated by potassium atoms. First-principle calculations”

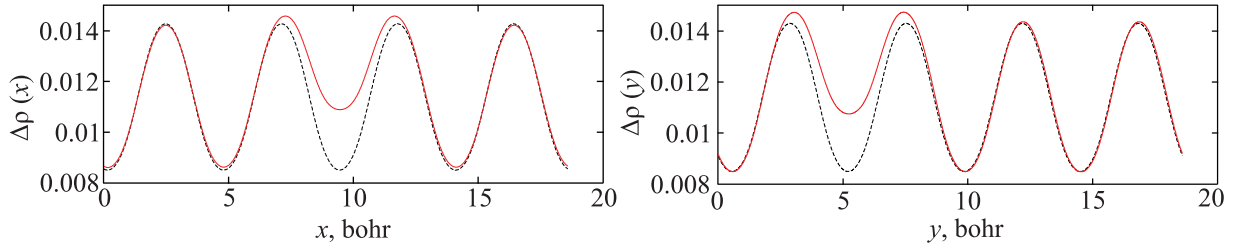


Fig. S1. The dashed and solid curves show the density distribution in pure and intercalated BLG (KC_{64} structure), respectively

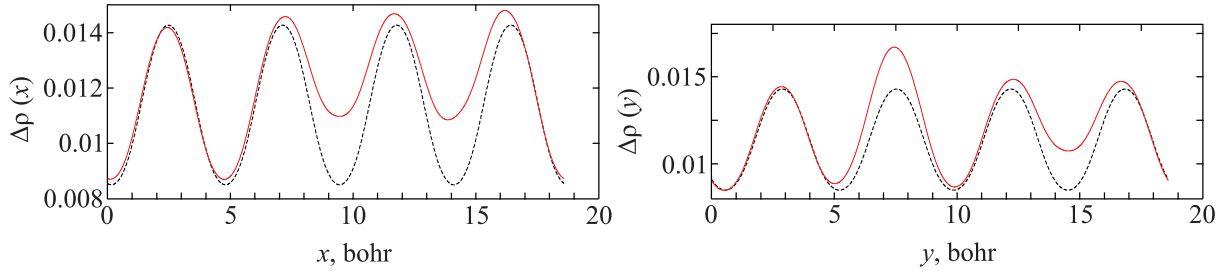


Fig. S2. The dashed and solid curves show the density distribution in pure and intercalated BLG (KC_{32} structure), respectively

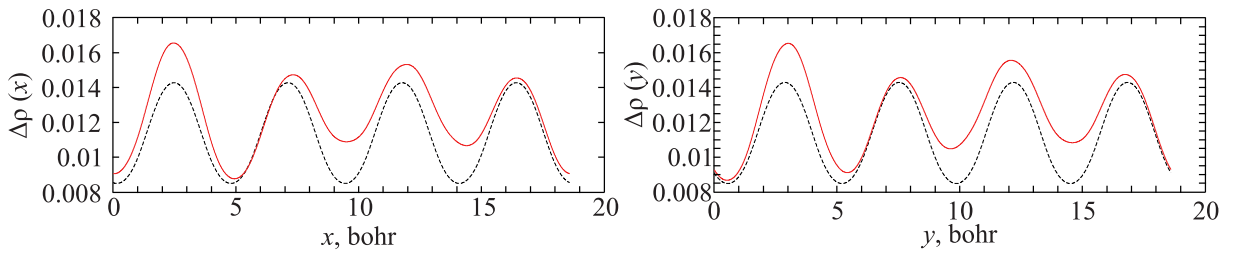


Fig. S3. The dashed and solid curves show the density distribution in pure and intercalated BLG ($\text{KC}_{21.3}$ structure), respectively

